

Board-level Series

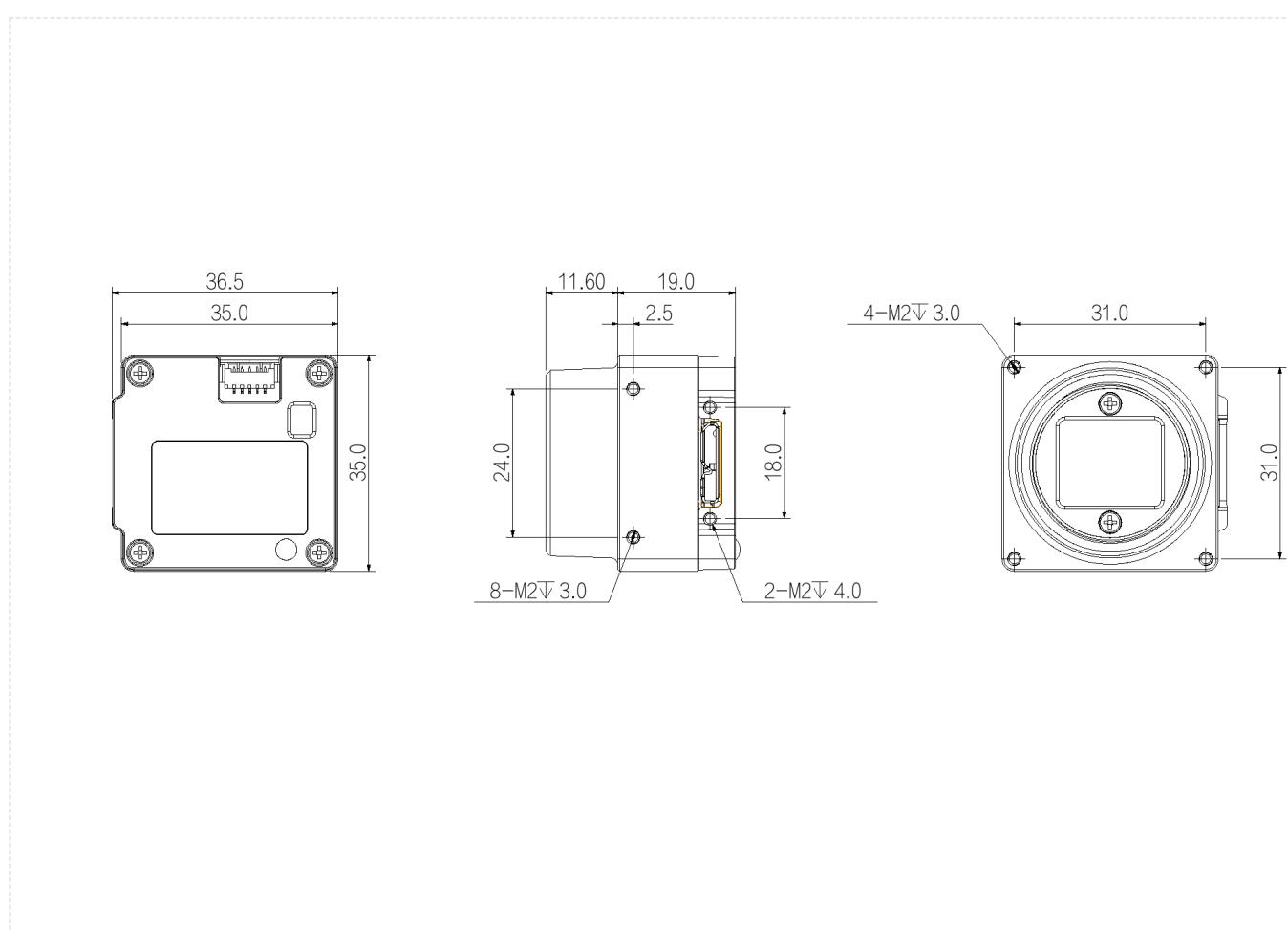
AB3138CU000E



Features

- USB3.0 interface, 5Gbps theoretical transfer bandwidth,
- Compact design of 35mm*35mm*19mm;
- 128MB on-board cache for data transmission or image resend;
- Support Software Trigger/Hardware Trigger/Free Run Mode;
- Support ISP functions including Sharpness/Denoising/Gamma/LUT/BlackLevel Correction/TargetBrightness/Contrast etc.;
- Color cameras support interpolation, white balance, color conversion matrix, chroma, saturation, etc.;
- Support multiple image data formats output/ROI/Mirror, etc.;
- Conform to USB3.0 Vision protocol and GenICam standard;
- Conform to CE, FCC, RoHS;

Dimensions (mm)



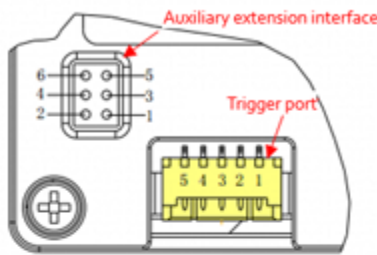
Specification

Model		AB3138CU000E
Basic	Sensor	SS
	Image Sensor	1/2.7"CMOS
	Shutter	Global
	Resolution	1280 × 1024
	Frame Rate	201 fps
	Bit Depth	10
	Mono/Color	Color
	Pixel Size	4.0 μm × 4.0 μm
Image	Pixel	1.3 MP
	S/N Ratio	40 dB
	Dynamic Range	60 dB
	Image Format	BayerRG8/BayerGB8/BayerRG10/BayerGB10/BayerRG10Packed/BayerGB10Packed
	ROI	Support
	X Flip	Support
	Y Flip	Support
	Gain	1~32
	White Balance	Support
	Gamma	Range from 0 to 4, support LUT
	Exposure Time	10 μs~1 s
	Trigger Mode	Software Trigger/Hardware Trigger/Free Run Mode
	SPC	Support
Performance	User Setting	Support two sets of user-defined configurations
	Image Buffer	64 MB
Port	Port	USB 3.0
	GPIO Interface	Standard 5 pin trigger connector: 1x Opto-isolated input, 1x Opto-isolated output, 1 configurable input and output
	Lens Mount	C-mount
Power	Power Supply	Power supply via USB connector
	Power Consumption	≈2.8 W
Structure	Product Dimensions	35 mm × 35 mm × 19 mm
	Net Weight	68 g
Environment	Storage Temperature	-30°C~+80°C
	Operating Temperature	-30°C~+50°C

Connector Pin-out

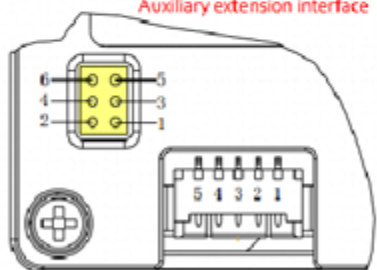
Definitions of signals:

Pin	Direction	Description	Features
1	I/O	Line2	GPIO (I/O can be configured for non-isolated software)
2		-	GPIO ground (GND)
3		-	Opto-isolated signal ground (ISO_GND)
4	O	Line0	Opto-isolated output
5	I	Line1	Opto-isolated input



Definitions of signals:

Pin	Direction	Description	Features
1	I	+5.0V	An external +5.0V DC power supply provides auxiliary power for the camera
2		-	Power supply ground (GND)
3	O	+3.3V	The camera outputs +3.3 V DC power supply, which provides no more than 100 mA power supply for external devices
4	I/O	GPIO2	Reserved GPIO
5	I/O	GPIO3	Reserved GPIO
6		-	Signal ground (GND)



Spectrogram

